








Legend

-  Area 1: Aspen Coppice - (110 Acres)
-  Area 2: NH Single Tree Selection - (28 Acres)
-  / RPL Red Paint Line
-  -G- Green Paint Line
-  - - - - Snowmobile Trail
-  - - - - Woods Roads
-  A Aspen



This map is not a survey of any property depicted

4" = 1 Mile